



HOTSAILSMAUI
2009



MY goal is to get the world's windsurfers to "have a perfect session". When sailors e-mail me from around the world, and tell me they had "the best day ever" on their new sail, my mission is complete.

I am inspired to develop products that can change the sport. The first women's sail the Diva in 2000, the children's performance rig in 2001, Super Freak in 2003, Super Model boom in 2005, RDM cam sail (GPS) in 2008 are just a few examples of the impact Hot Sails Maui has had on the windsurfing world.

When I started Hot Sails Maui in 1985, I was making everything happen by myself. Now I have gathered a team of the finest designers and business associates that give me confidence that Hot Sails Maui will be continuing in our tremendous growth and drive into new markets.

We are ready to work for you and with you to exceed your goals for the future.

Aloha,
Jeffrey Henderson
HOT SAILS MAUI FOUNDER

HOTSAILSMAUI
BUILT TO HANDLE

PHOTO: CHARLES GREVE

INDEX

TEAMRIDERS 1 - 2

SAILFEATURES 3 - 4

WAVESAILS

FIRE 5 - 6

SMACK 7 - 8

CROSSOVERSAILS

SUPERFREAK 9 - 10

CROSSFIRE 11 - 12

DD 13 - 14

LIQUID 15 - 16

FLATWATERSAILS

GPS 17 - 18

SPEED 19 - 20

KIDSAILS

MICROFIRE 21 - 22

MICROFREAK 23 - 24

RIGCOMPONENTS

BOOMS 25 - 26

HOTRODBIGWAVE 27 - 28

HOTRODFREEWAVE 29 - 30

ACCESSORIES 31 - 32


CLOTHING 33 - 34

HOTSAILSMAUI
BUILT TO HANDLE

DIONY GUADAGNINO
PERFECTSESSION
LAPEROUSE, MAUI

TEAM MEMBERS

HOT SALES MALI



V69



DIONY GUADAGNINO



F76

BRUNO ANDRE



G160

TORBENSONNTAG



GIAMPAOLO CAMMAROTA



J3



TAKAKAMAGUCHI



NB11

BJORN SARAGOZA



L57

RAIMONDO GASPERINI



C41

ANDRES MARTINEZ



KBA8



BRIAN TALMA



NB117

JURGENS SARAGOZA




US57

JACE PANEBIANCO



IDABO ESEN



1 OLEW DESIGN

FAN PATCH CLEW DESIGN: THE FAN PATCH CLEW EFFICIENTLY DISTRIBUTES LOADS WHILE STAYING LIGHTWEIGHT. DUAL STAINLESS STEEL PRESSED CLEW RINGS ALLOW FOR DIFFERENT CLEW HEIGHTS AND CAN BE USED TO ADJUST THE LOWER LEECH TENSION.

2 KEVLAR RIP-STOP

THE FULL LENGTH SKID PAD PROTECTS BOTH THE SAIL AND THE SAILOR. THE SOFT NEOPRENE PREVENTS SCRATCHES AND CHAFING OF THE SAILORS LEGS GIVING THEM CONFIDENCE TO PUSH HARD PAIN FREE!

3 ROD BATTENS

BRONZE DOWN_HAUL PULLEY WHEELS: NEW HSM DESIGNED TACK PULLEY MADE WITH SUPERIOR 316 STAINLESS STEEL THAT WON'T RUST IN SALT WATER (UNLIKE OUR COMPETITORS 304 STAINLESS) AND BRASS PULLEY WHEELS. THIS IS A SIGNIFICANTLY STRONGER PULLEY THAN ANY OTHER ON THE MARKET.

4 EVA SKID PAD

THE MAST PAD BUILT INTO THE BOTTOM OF THE MAST SLEEVE PROVIDES MAXIMUM PROTECTION FOR THE BOARD AND THE SAILOR. THE PAD CAN BE OPENED ON ONE SIDE TO PROVIDE EASY ACCESS TO THE MAST EXTENSION WHEN RIGGING. INSIDE THE BOTTOM OF THE PAD IS A MESH POCKET TO STOW THE DOWN HAUL LINE AND OTHER SMALL ITEMS. THE MAST PAD HAS RUBBER CHAFING STRIPS ON THE SIDE TO PREVENT WEAR FROM THE BOARD DECK GRIP.

5 SUPERIOR BEAMS

THE LUFF SLEEVE IS MARKED WITH A BOOM HEIGHT GUIDE TO MAKE IT EASY TO SET THE BOOM AT THE RIGHT HEIGHT EVERY TIME.

6 OX WEBBING

OX WEBBING: OUR MAST SLEEVE IS MADE WITH OUR EXCLUSIVE OX WEBBING LEADING EDGE AND A COMBINATION OF WOVEN CLOTH SIDES TRIPLE STITCHED TOGETHER. THE MAST SLEEVE IS IMMENSELY STRONG AND RESISTANT TO ABRASION - A ROCK TRIP OR A BROKEN MAST DOES NOT NECESSARILY MEAN A DAMAGED SAIL!

7 REAL LEATHER

REAL LEATHER: REAL SAIL MAKERS LEATHER PROTECTION IS FOUND AT THE END OF EACH BATTEN POCKET AS WELL AS ENCASING THE TOP OF THE MAST SLEEVE. THE ORGANIC NATURE OF THE LEATHER PROVIDES FAR LONGER LASTING PROTECTION THAN ANY SYNTHETIC MATERIAL. THE LEATHER HAS THE ABILITY TO ABSORB REEF SCRAPES WHILST PLASTICS TEND TO TEAR OR PEEL OFF IN CHUNKS AFTER MINOR DAMAGE.

8 SUPERIOR BEAM

SEAMS: ALL HSM SEAMS ARE GLUED AND TAPED FOR MAXIMUM STRENGTH - EVEN THE ONES YOU CAN'T SEE (OUR COMPETITORS DON'T TAPE SEAMS THAT ARE UNDER BATTEN POCKETS). DOUBLE SIDED PATCHES AND PLYS FOR SUPERIOR STRENGTH. ALL EDGES ARE HEMMED FOR STRENGTH AND TO PREVENT FRAYING.

9 ROD BATTENS

BATTENS: SUPER STRONG VINYL-ESTER ROD BATTENS WITH TAPERS BOUND TO INDIVIDUAL SPECIFICATIONS FOR EACH SAIL. EACH SIZE OF EVERY SAIL HAS IT'S OWN SET OF SIX CUSTOM TAPERED BATTENS DESIGNED TO EXACTLY MATCH THE SAIL SHAPE. THE BATTENS AND THE SAIL SHAPE WORK TOGETHER TO PROVIDE MAXIMUM STABILITY.

10 KEVLAR RIP-STOP

15000 DENIER KEVLAR STRUCTURAL SKELETON THAT TAKES ALL STATIC LOADS. KEVLAR HAS A BREAKING STRENGTH OF 450KG AND IN 5 YEARS NOT ONE HAS BROKEN.

11 HEAD REINFORCEMENT

THE SAILS ARE HUNG FROM THE SIDES OF THE MAST-SLEEVE TO PROVIDE AN EVEN LOADING OF THE TOP OF THE SAIL BODY. THIS AREA IS REINFORCED WITH AN ADVANCED MULTI-LAYER LAMINATE FROM DIMENSION POLYANT. THIS MATERIAL IS VERY LOW STRETCH WHILE STILL BEING FLEXIBLE WITH EXCELLENT STRENGTH AND DURABILITY.

12 DA WRAP STRAP

THE WRAP STRAP WHICH IS NEATLY INCORPORATED INTO THE MAST PAD CAN BE USED TO SECURE YOUR SAIL WHEN ROLLED UP.



WAVECATEGORIES



SMACK
HOT SALES MAUI



PHOTO: GIAMPALO D'AMMADISTA

SMACK FOR WAVE SMACK FOR WAVE SMACK POWER WAVE SMACK POWER WAVE SMACK POWER SMACK

THE SMACK FEATURES

- DOWN-THE LINE
- POWER WAVE
- NO MONOFILM
- SIZES 2.8 TO 6.3



DYNAMIC DACRON LEACH

THE LEACH IS KEPT ULTRA LIGHT AND RESPONSIVE WITH THE USE OF DYNAMIC DACRON. A SOFT FEEL AND QUIET PERFORMANCE GREATLY ENHANCE THE HANDLING.

HIGH FOOT ANGLE


THE FOOT IS CUT HIGH TO ALLOW MAXIMUM MANEUVERABILITY AND UTILIZES HEAVY DUTY DACRON WHERE THE FOOT IS CRUSHED IN TWEAKED MANEUVERS. THIS ALLOWS THE SAIL THE FREEDOM TO PUSH THE LIMITS.

GRADUATED CONSTRUCTION

THE BOMBER EXTRA HEAVY CONSTRUCTION IN THE FOOT AND LOWER AREA OF THE SAIL TRANSITIONS TO THE FEATHERWEIGHT LEACH. WE CAREFULLY BLEND SIX DIFFERENT MATERIALS IN THE BODY OF THE SAIL TO ACHIEVE THE PERFECT BALANCE OF STRENGTH AND WEIGHT. EACH MATERIAL IS SELECTED FOR ITS SPECIFIC PROPERTIES AND FUNCTION IN THE SAIL.

CLASSIC DRAFT FOIL

THE DEEP SHAPING CREATES A POWERFUL SAIL PROFILE THAT CAN DRIVE DOWN THE LINE OR POWER THROUGH ON-SHORE SURF. THE CLASSIC 35% DRAFT POINT IS FAMILIAR AND NATURAL THAT SEASONED WAVE SAILORS APPRECIATE. POWER IS NOTHING WITHOUT CONTROL, AND THE SMACK IS AN EASY HANDLING SAIL WITH A HUGE WIND-RANGE.



THE SMACK IS A HEAVY DUTY WAVE SAIL WITH PLENTY OF POWER AND MANEUVERABILITY.

SMOOTHER SOFTER MORE CONTROLABLE POWER DEFINES THE 2009 SMACK. THIS POWERFUL WAVE SAIL HAS AN ENORMOUS TUNING RANGE THAT CAN HANDLE WILD AND GUSTY CONDITIONS. THE GRADIENT CONSTRUCTION FOCUSES THE STRONGEST MATERIALS WHERE THEY ARE NEEDED IN THE LOWER PORTION OF THE SAIL AND LIGHTER MATERIALS IN THE TOP OF THE SAIL. IN THE BOTTOM OF THE SAIL WHICH RECEIVES THE MOST ABUSE WE HAVE USED THE VERY STRONGEST MATERIALS LIKE 7-MIL X-PLY REINFORCED WITH TWARDON YARNS AND TOUGH SUPER WEAVE DACRON FOOT PANEL. IN THE UPPER PORTION OF THE SAIL WE USE 5-MIL X-PLY THAT TRANSITIONS TO ULTRALIGHT 5X166 X-PLY AND THEN TO SUPER LIGHT DYNAMIC DACRON IN THE LEACH WHERE WEIGHT MATTERS MOST. THE RESULT IS A SUPER DURABLE SAIL THAT CAN HANDLE THE HEAVIEST SURF YET STILL HAS A VERY LIGHT FEEL. THE POWER DELIVERY IS VERY SMOOTH AND CONSISTENT IDEAL FOR SAILORS WHO LIKE TO BE POWERED ALL THE TIME ON THE WAVE. THE OPTICALLY CLEAR PVC WINDOW HAS A NEW "WINDOW FRAME" RE-ENFORCEMENT.

NEW 2009 SAIL FEATURES: 5X166 ULTRALIGHT X-PLY LEACH, WINDOW FRAME RE-ENFORCEMENT

SIZE	LUFF	BOOM	IDEAL MAST	# OF BATTENS	WEIGHT (LB)	WEIGHT (KG)	MSRP
2.8	323	128	310/23/12	5	6.60	3.00	\$430.00
3.3	344	137	340/24/13	5	7.48	3.40	\$465.00
3.8	365	147	340/24/13	5	8.14	3.70	\$480.00
4.0	377	149	370/25/16	5	8.14	3.70	\$490.00
4.3	394	156	370/25/16	5	8.36	3.80	\$500.00
4.5	406	159	400/26/19	5	8.58	3.90	\$520.00
4.8	412	164	400/26/19	5	8.80	4.00	\$540.00
5.0	415	170	400/26/19	5	8.80	4.00	\$555.00
5.3	426	175	400/26/19	5	9.24	4.20	\$570.00
5.5	437	178	430/27/23	5	9.46	4.30	\$590.00
5.8	457	183	430/27/23	5	9.68	4.40	\$610.00
6.3	463	191	430/27/23	5	9.90	4.50	\$620.00



PHOTO: VLAD SKLENAR


SUPERFREAK SEMI-SOFT ENDURO WAVE SUPERFREAK SEMI-SOFT ENDURO WAVE SUPERFREAK SEMI-SOFT ENDURO WAVE SUPERFREAK SEMI-SOFT ENDURO WAVE

REGULAR CONSTRUCTION
 NEW FOR 2009, THE UL (ULTRA LIGHT) VERSION OF THE SUPER FREAKS IS NOW AVAILABLE. UTILIZING A FABRIC THAT IS 50% LIGHTER THAN OUR NORMAL LIGHTWEIGHT DACRON ON 50% OF THE SAIL RESULTS IN SHOCKING PERFORMANCE. THOUGH THE PHYSICAL WEIGHT OF THE SAIL IS NEARLY THE SAME, THE 'FEEL' IS DRAMATICALLY LIGHTER. INCREASED GUST ABSORPTION, LIGHTER HANDLING, AND REDUCED MOMENTUM ALL RESULT IN THE FEELING OF A .5M SMALLER.

UL CONSTRUCTION

THE SUPERFREAK FEATURES

- CROSSOVER WAVE/FREERIDE
- FLAT WATER/CHOP/WAVES/HIGH WIND
- SIZES 3.2 TO 9.0



CUSTOM COLORS
 UNIQUE TO ALL SAILS IN THE MAINSTREAM WINDSURF MARKET, THE SUPERFREAK CAN BE ORDERED IN ANY COLOR COMBINATION. NO EXTRA CHARGE IS ADDED, INSPIRING MANY NEW CUSTOMERS TO HAVE A TRULY UNIQUE PRODUCT IN A MASS MARKET WORLD.

DYNAMIC DACRON
 DYNAMIC DACRON SUPER LIGHTWEIGHT AND REACTIVE. DACRON IS USED ON THE ENTIRE SAIL TO PROVIDE SUPER SMOOTH POWER AND AMAZING ON AND OFF CONTROL. THE DACRON DAMPENS THE SAIL ELIMINATES ALL SAIL NOISE.



"SOFT LUFF"
 THE SUPERFREAK IS DESIGNED WITH THE 2 BATTENS ABOVE THE BOOM STOPPING SHORT OF THE MAST. THIS ALLOWS A SMALL PART OF THE SAIL TO "LUFF" AND CREATES A DE-POWER SYSTEM UNKNOWN IN TODAY'S SAILS. THIS SYSTEM CAN BE USED AS A CLUTCH TO DE-POWER AT ANY TIME.

PVC ULTRA CLEAR WINDOW
 ALL PVC WINDOW FOR EXCELLENT VISIBILITY AND ENDLESS ENDURANCE. STAYS CLEAR FOR THE LIFE OF THE SAIL.

THE SUPER FREAK FOR 2009 CONTINUES TO DEFEY THE GLOBAL MARKET TRENDS BY EXPANDING INTO EVER-NEW MARKETS. NO OTHER SAIL IS SIMILAR. COLORFUL, LIGHTWEIGHT, QUIET, SUBTLE, AND EASY TO SAIL, THE SUPERFREAK BREAKS ALL RULES OF MODERN WINDSURF SAIL MAKING.

THE SOFT POWER OF THE DACRON CONSTRUCTION, DURABILITY UNSURPASSED IN ANY SAIL SOLD, THE SOFT LUFF THAT ADDS A SECOND DEPOWER SYSTEM TO THE SAIL. THESE ARE JUST A FEW OF THE UNIQUE DESIGN FEATURES THAT SEPARATE THE SUPER FREAK FROM EVERY OTHER SAIL ON THE MARKET.

THE SUPERFREAK HAS A NEAR CULT FOLLOWING THAT IS PREVIOUSLY UNKNOWN IN WINDSURFING. PEOPLE WHO BUY THESE SAILS ARE OUR BEST SALESPEOPLE AND THEY TRY TO CONVERT OTHERS WITH FUNDAMENTALIST ZEAL.

SIZE	LUFF	BOOM	IDEAL MAST	# OF BATTENS	WEIGHT		WEIGHT		MSRP
					(LB)	(KG)	(LB)	(KG)	
					UL CONSTRUCTION		NORMAL CONSTR.		
2.9	325	137	310/23/12	5	6.15	2.80	6.40	2.91	\$400.00
3.2	349	137	340/24/13	5	6.25	2.84	6.70	3.05	\$410.00
3.5	360	145	340/24/13	5	6.60	3.00	7.00	3.18	\$420.00
3.7	371	147	340/24/13	5	6.80	3.09	7.44	3.38	\$430.00
4.0	382	152	370/25/16	5	6.85	3.11	7.45	3.39	\$440.00
4.2	401	156	370/25/16	5	6.90	3.14	7.50	3.41	\$455.00
4.5	404	161	400/26/19	5	7.10	3.23	7.60	3.45	\$470.00
4.7	411	167	400/26/19	5	7.30	3.32	7.70	3.50	\$480.00
5.0	415	169	400/26/19	5	7.50	3.41	8.00	3.64	\$495.00
5.3	425	175	400/26/19	5	7.70	3.50	8.20	3.73	\$510.00
5.5	437	177	430/27/23	5	7.80	3.55	8.40	3.82	\$520.00
5.8	440	183	430/27/23	5	7.90	3.59	8.45	3.84	\$530.00
6.3	452	193	430/27/23	5	8.30	3.77	8.80	4.00	\$545.00
6.7	457	195	430/27/23	5	8.40	3.82	9.00	4.09	\$555.00
7.0	490	193	460/25/25	5	8.60	3.91	9.20	4.18	\$565.00
8.0	505	219	490/25/28	5	8.80	4.00	9.40	4.27	\$585.00
9.0	530	238	490/25/28	5	9.30	4.23	9.50	4.32	\$605.00



PHOTO: RAY MANGAN.COM



CROSSFIRE FREESTYLE CROSSFIRE FREESTYLE CROSSFIRE FREESTYLE CROSSFIRE FREESTYLE

THE CROSSFIRE FEATURES

FREESTYLE
 - ULTRA-LIGHT
 - FLATWATER/CHOP/
 WAVES
 - SIZES 4.0 TO 7.1



LIGHT WEIGHT
 THE LIGHTER THE SAIL THE EASIER IT IS TO HANDLE AND THROW AROUND SO WE BUILD THE CROSSFIRE MOSTLY WITH LIGHT-WEIGHT MONOFILM SUPPLEMENTED WITH OTHER MATERIALS IN HIGH LOAD AREAS AND DYNAMIC DACRON IN THE LEECH TO HELP KEEP THE WEIGHT DOWN. THE SAIL FEELS AMAZINGLY LIGHT ON THE WATER AND HANDLES LIKE A SMALLER SAIL YET DELIVERS POWER LIKE A BIGGER SAIL.

HEAVY DUTY DACRON FOOT
 NEW FOR 2009 THE FOOT HAS BEEN BEEFED UP WITH MORE X-PLY AND A HEAVY DUTY DACRON PANNEL. NOW EVEN STRONGER TO HANDLE THE MOST INSANE FREESTYLE MOVES WITHOUT FEAR OF DAMAGING THE SAIL. THE LIMITS.



KEVLAR REINFORCEMENT
 TO THE MONOFILM WE ADD OUR EXCLUSIVE KEVLAR ROPE RE-ENFORCEMENT SAND-WICHED BETWEEN TAPES. THE CROSSFIRE'S KEVLAR SCOPE PATTERN CONCENTRATES THE KEVLAR WHERE IT IS NEEDED MOST. THE RESULT IS THE ULTIMATE RIP-STOP SYSTEM. IF A SECTION OF FILM IS PUNCTURED IT WILL BE CONTAINED WITHIN THE KEVLAR BOUNDARIES THAT PREVENT FURTHER DAMAGE. IT IS SIMPLY IMPOSSIBLE TO TEAR A CROSSFIRE IN HALF UNLIKE OTHER MONOFILM SAILS.

POWERFUL DRAFT
 QUICK PLANING IS ESSENTIAL IN FREESTYLE SO THE CROSSFIRE DELIVERS A POWERFUL PUNCH TO QUICKLY GET YOU PLANING. THE DESIGN FOCUSES ON LOW END POWER AND EARLY PLANING WITH GOOD PUMPING CHARACTERISTICS. THIS ALLOWS A SMALLER SAIL TO BE USED COMFORTABLY WHICH JUST MAKES THINGS EASIER.

THE CROSSFIRE IS A LIGHTWEIGHT CROSSOVER SAIL OPTIMIZED FOR FREESTYLE. FREESTYLE DEMANDS A POWERFUL, LIGHTWEIGHT SAIL THAT IS EASY TO HANDLE AND EXTREMELY MANEUVERABLE. LEARNING NEW MOVES INVOLVES A LOT OF CRASH AND BURN, SO IT MUST BE TOUGH ENOUGH TO HANDLE THIS TOO.

THE CROSSFIRE IS DESIGNED TO HAVE GOOD LOW-END POWER AND QUICKLY GET THE RIDER UP ONTO THE PLANE. THE SAIL HAS THE POWER OF A BIGGER SAIL YET THE FEEL OF A SMALLER SAIL. THE FEEL OF THE SAIL IS VERY FORGIVING AND WILL PROVIDE THE CONFIDENCE TO PULL OFF THE IMPOSSIBLE.

FOR IT'S SECOND SEASON THE CROSSFIRE HAS HAD A RE-WORKING OF THE FOOT AREA. THE POSITION OF THE DIAMOND PLY HAS BEEN MOVED FURTHER INTO THE BODY OF THE SAIL AND A HEAVY DUTY DACRON FOOT PANNEL ADDED. THIS MAKES THE '09 CROSSFIRE EVEN STRONGER AND MORE DURABLE IN THE CRITICAL FOOT AREA WITHOUT ADDING ANY SIGNIFICANT WEIGHT. THE CROSSFIRE PATTERN KEVLAR RE-ENFORCEMENT HAS ALSO BEEN RE-ALIGNED FOR BETTER LOAD DISPERSION. THE CROSSFIRE FEATURES A REDUCED BOOM CLEW THAT MAINTAINS THE LOW END POWER OF A LONGER BOOMED SAIL. THE HIGH CLEW AND AGGRESSIVELY SCOOPED OUT FOOT PROVIDE THE MAXIMUM MANEUVERABILITY AND EASE FOR FREESTYLE TRICKS.

SIZE	LUFF	BOOM	IDEAL MAST	# OF BATTENS	WEIGHT (LB)	WEIGHT (KG)	MSRP
4.0	377	151	370/25/16	5	7.26	3.30	\$430.00
4.2	388	156	370/25/16	5	7.48	3.40	\$440.00
4.5	397	161	370/25/16	5	7.48	3.40	\$450.00
4.7	407	164	400/26/19	5	7.70	3.50	\$460.00
5.0	419	172	400/26/19	5	7.92	3.60	\$470.00
5.3	426	173	400/26/19	5	8.36	3.80	\$480.00
5.6	441	179	430/27/23	5	8.58	3.90	\$490.00
5.9	459	180	430/27/23	5	8.80	4.00	\$500.00
6.3	469	184	460/25/25	5	9.02	4.10	\$510.00
6.7	485	188	460/25/25	5	9.46	4.30	\$520.00
7.1	497	189	460/25/25	5	9.90	4.50	\$530.00




PHOTO: RAY MANGABECK

LIQUID ULTIMATE FREERIDE LIQUID ULTIMATE FREERIDE LIQUID ULTIMATE FREERIDE LIQUID

THE LIQUID FEATURES

FREERIDE
- FLAT WATER, OPEN OCEAN, BUMP AND JUMP, SMALL BUMP
- SIZES 5.0 TO 7.5



DYNAMIC DACRON LEECH
THE LEECH IS KEPT ULTRA LIGHT AND RESPONSIVE WITH THE USE OF DYNAMIC DACRON. A SOFT FEEL AND QUIET PERFORMANCE GREATLY ENHANCE THE HANDLING. THE LEECH SCALLOPING REDUCES LEECH FLUTTER.

ROD AND/OR TUBE BATTENS
THE BATTENS ARE DESIGNED FOR SPECIFIC CONDITIONS THE SIZE OF SAIL IS EXPECTED TO BE USED IN. THE 5.0 AND 5.5 USE ALL SUPER STRONG ROD BATTENS FOR ROUGH CONDITIONS. THE 6.0 AND 6.6 USE TWO SUPER STIFF TUBE BATTENS FOR ADDED STABILITY AND THE 7.0 AND 7.5 USE THREE TUBE BATTENS FOR MAXIMUM STABILITY AND SPEED.



UNIVERSAL 430 MAST
THE LINE IS DESIGNED SO ALL SIZES CAN BE RIGGED ON A 430CM MAST (LONG EXTENSION REQUIRED). WE AIM TO KEEP THINGS SIMPLE AND AFFORDABLE FOR OUR CUSTOMERS.

SIZE TARGETED DESIGN
THE COMPACT OUTLINE OF THE LIQUID WITH SIZE SPECIFIC ASPECT RATIOS DELIVERS PERFORMANCE AND HANDLING IN AN EASY PACKAGE. ONE BOOM AND ONE MAST SIMPLIFY RIGGING. EACH SIZE IS DESIGNED INDIVIDUALLY TO MEET A SPECIFIC PERFORMANCE TARGET FOR CONDITIONS ASSOCIATED WITH THAT SIZE. THE BALANCE SHIFTS FROM WAVE LIKE HANDLING TO SLALOM LIKE SPEED AS THE SIZES INCREASE. THE LARGER SIZES ARE MORE COMPACT WITH BIGGER CLEW CUT-OUTS. THIS MAINTAINS THE FEEL AND HANDLING OF A SMALLER SAIL WHILE DELIVERING MAXIMUM POWER AND ACCELERATION IN LIGHT WINDS.

THE LIQUID IS A VERSATILE FREERIDE SAIL THAT CAN BE USED IN A WIDE VARIETY OF CONDITIONS WITH ANY BOARD.

THE LIQUID IS AN EVOLUTION OF THE FLUID AND BRIDGES THE GAP BETWEEN FLATWATER AND WAVE SAILS. THE PERFECT CROSSOVER SAIL IT'S CHARACTER MORPHS FROM A WAVE ORIENTATION IN THE SMALL SIZES TO A FASTER RACER SAIL IN THE LARGE SIZES. THE MATERIALS USED ARE ALSO CHANGED WITH THICKER FILM ON THE SMALL SIZES AND LIGHTER FILM ON THE BIGGER ONES. THE SAIL CAN HANDLE ANYTHING FROM FLAT WATER BLASTING TO SMALL WAVES AND EXCELS AS A BUMP AND JUMP FLYER. POWERFUL, STABLE AND EASY HANDLING ARE THE TRAITS OF THIS LINE. ONE QUIVER THAT CAN HANDLE ALL THE CONDITIONS MOST SAILORS EVER EXPERIENCE. THE LIQUID OUTLINE IS CAREFULLY CRAFTED TO COMBINE EASE OF USE AND PERFORMANCE. THE CUT-AWAY CLEW ALLOWS THE AREA OF THE SAIL TO BE LOWERED WITHOUT INCREASING BOOM LENGTH. THE POWER IS KEPT LOWER WHERE IT IS EASILY CONTROLLED. THE TENSION PATH FROM THE CLEW TO THE HEAD IS MOVED FORWARD AND HELPS IMPROVE STABILITY LOCKING THE SHAPE FORWARDS. THE ENTIRE SAIL LINE CAN BE RIGGED ON JUST ONE 430CM MAST WITH A LONG EXTENSION.

SIZE	LUFF	BOOM	IDEAL MAST	# OF BATTENS	WEIGHT (LB)	WEIGHT (KG)	MSRP
5.0	425	165	400/26/19	5	8.36	3.80	\$490.00
5.5	426	174	400/26/19	5	8.80	4.00	\$505.00
6.0	442	181	430/27/23	5	9.24	4.20	\$520.00
6.5	456	188	430/27/23	5	9.68	4.40	\$535.00
7.0	467	195	460/25/25	5	10.12	4.60	\$550.00
7.5	470	202	460/25/25	5	10.56	4.80	\$565.00




PHOTO: RAY MANGAN.COM

G.P.S. GRAND PRIX SPEED G.P.S. GRAND PRIX SPEED G.P.S. GRAND PRIX SPEED G.P.S. GRAND PRIX SPEED G.P.S. GRAND PRIX SPEED

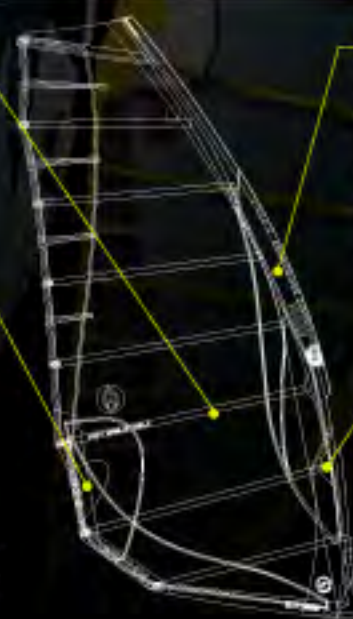
THE GPS FEATURES

- SPEED
- FLAT WATER OR OPEN OCEAN
- SIZES 4.4 TO 9.7



POWERFUL LOCKED IN DRAFT FOIL
EIGHT BATTENS AND THREE RDM CAMS COMBINE WITH ADVANCED TENSION MAPPING SHAPING TO CREATE A POWERFUL STABLE FOIL SHAPE. BREATHTAKING ACCELERATION AND ABSOLUTE CONTROL RESULT IN LIMITLESS SPEED POTENTIAL.

VERSATILE CLEW SETTINGS
THE THREE CLEW DROMMETS ALLOW MAXIMUM TUNABILITY BY VARYING THE LOWER LEECH TENSION. THE HIGHEST DROMMET TIGHTENS THE LOWER LEECH FOR UP-WIND PERFORMANCE. THE LOWEST DROMMET REDUCES LEECH TENSION AND INDUCES MORE TWIST LOWER DOWN IDEAL FOR SPEED SAILING. USING TWO RINGS TOGETHER MAKES IT POSSIBLE TO USE FIVE DIFFERENT CLEW HEIGHTS.




RDM MASTS
DESIGNED EXCLUSIVELY FOR STRONG RDM MASTS WITH SPECIAL RDM CAMS, THIS RIG CAN HANDLE ENORMOUS CRASHES WITHOUT RISKING MAST BREAKAGE. SAIL WITH NO FEAR! THE RDM PROFILE HAS LESS DRAG THAN A SDM PROVIDING AN AERODYNAMIC ADVANTAGE.

CAM FLEX
THE LOWER TWO CAMBERS FEATURE CAM FLEX PATCHES ON THE SLEEVE. THIS MAKES IT EASIER TO POP THE CAMS ON THE MAST BY ALLOWING A SMALL LOCAL FLEXING OF THE SLEEVE. THIS ALSO PREVENTS DAMAGE TO THE SLEEVE BY PREVENTING EXCESSIVE PRESSURE DEVELOPING IN ONE SPOT WHEN THE CAMS ARE PUT ON.

THE GPS IS A REAL WORLD RACE SAIL WITH ULTIMATE SPEED, ACCELERATION AND MANEUVERABILITY.

THE GRAND PRIX SPEED IS A MAXIMUM PERFORMANCE SAIL FOR RACERS. IT IS VERSATILE ENOUGH FOR ALL KINDS OF RACING - COURSE, SLALOM AND SPEED. THE 2009 SAIL IS DEEPER IN THE BOTTOM OF THE SAIL AND A LITTLE FLATTER IN THE TOP WHICH IMPROVES ACCELERATION AND EEEKS OUT A LITTLE MORE TOP END SPEED. ALSO NEW IS THE Q254 EASY SEE X-PLY 'WINDOW' IN THE LUFF PANNEL FOR BETTER VISIBILITY. THIS SAIL EXCELLS IN THE HANDS OF EXPERT RIDERS AND IS SUPER STABLE WHEN FULLY LOADED. THE AMAZING STABILITY ALLOWS THE SAILOR TO HANDLE MORE POWER WICH IS EASILY CONTROLLED AND CONVERTED TO MAXIMUM SPEED. A NEW 4.6M2 SIZE WILL BE INTRODUCED FOR 2009 FOR ALL THE WANT TO BE RECORD BREAKERS. IT IS ESTIMATED THE MAXIMUM WINDRANGE FOR THE 4.6M2 SAIL, WILL BE OVER 50 KNOTS! AS IN 2008 THE GPS USES A TOUGH RDM MAST THAT WON'T SNAP IF YOU LOOK AT IT WRONG. IT IS CAREFULLY DESIGNED TO BE DURABLE, LONG LASTING AND YET LIGHT.

SIZE	LUFF	BOOM	IDEAL MAST	# OF BATTENS	WEIGHT (LB)	WEIGHT (KG)	MSRP
4.6	402	161	370/25/16	8//3	10.56	4.80	\$560.00
5.0	416	166	400/26/19	8//3	11.00	5.00	\$580.00
5.5	424	172	400/26/19	8//3	11.44	5.20	\$600.00
6.0	457	183	430/27/23	8//3	11.88	5.40	\$620.00
6.6	466	194	430/27/23	8//3	12.54	5.70	\$640.00
7.3	480	203	460/26/26	8//3	13.20	6.00	\$660.00
8.0	505	212	490/25/28	8//3	14.08	6.40	\$680.00
8.8	510	230	490/25/28	8//3	14.96	6.80	\$695.00
9.7	528	239	490/25/28	8//3	15.62	7.10	\$705.00



SPEED DEMON NO CAM SLALOM SPEED DEMON NO CAM SLALOM SPEED DEMON NO CAM SLALOM SPEED DEMON NO CAM SLALOM

THE SPEED DEMON FEATURES

- SPEED, SLALOM, COURSE
- FLAT WATER OR OPEN OCEAN
- SIZES 5.0 TO 9.7

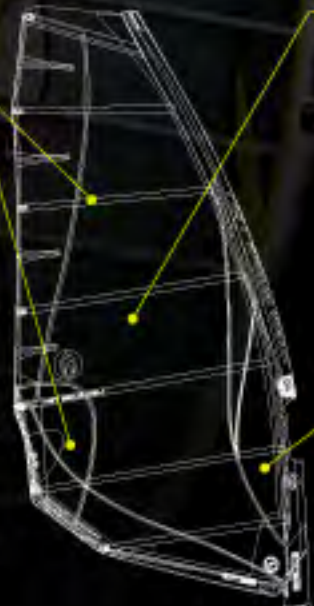


SEVEN BATTENS

SEVEN BATTENS WITH CUSTOM TAPERS THAT CAREFULLY MATCH SAIL SHAPING AND INCLUDE FOUR TUBE BATTENS DELIVER ROCK SOLID STABILITY.

COMPACT ELLIPTICAL PROFILE WITH CUT-AWAY CLEW

THE OUTLINE IS CAREFULLY CRAFTED TO COMBINE EASE OF USE AND PERFORMANCE. THE CUT-AWAY CLEW ALLOWS THE AREA OF THE SAIL TO BE LOWERED WITHOUT INCREASING BOOM LENGTH. THE POWER IS KEPT LOWER WHERE IT IS EASILY CONTROLLED. THE TENSION PATH FROM THE CLEW TO THE HEAD IS MOVED FORWARD AND HELPS IMPROVE STABILITY LOCKING THE SHAPE FORWARD. SHORT BOOM AND LUFF LENGTHS ALLOW THE BIG SAILS TO BE RIGGED ON NORMAL EQUIPMENT NOT REQUIRING EXPENSIVE SPECIALIZED "FORMULA" GEAR. THE 9.7 CAN BE RIGGED WITH A 490 MAST AND 230 BOOM.



REAL WORLD CONSTRUCTION

MOST SAILORS FALL MORE OFTEN THAN THEY WOULD LIKE AND NEED A SAIL THAT WILL LAST MORE THAN ONE SEASON. LIKE ALL HSM SAILS THE SPEED DEMON IS BUILT TO THE HIGHEST QUALITY USING THE BEST MATERIALS AVAILABLE. THE LEECH IS ULTRALIGHT SX166 X-PLY WHICH GREATLY IMPROVES THE DURABILITY OF THE SAIL. THE LUFF, FOOT AND CLEW AREAS ARE ALL X-PLY RE-ENFORCED. THE SAIL IS BEEFED UP WITH APPROPRIATE PATCHES AND PLYS TO ENSURE WAVE SAIL LIKE DURABILITY. FAST AND BUILT TO LAST! AND THE C-254 EASY SEE X-PLY LUFF WINDOW

THE LUFF AREA USES X-PLY WHERE IT IS SUBJECT TO WRINKLING DURING RIGGING TO EXTEND THE LIFE OF THE SAIL. THE WHITE YARNS OF THE X-PLY ARE VISUALLY NON-DISTRACTING FOR GOOD VISIBILITY.

THE SPEED DEMON IS A NO-CAM SLALOM AND FREE-RIDE SAIL WITH GREAT SPEED, HANDLING, EASE OF USE AND EXCEPTIONAL VALUE FOR MONEY.

THE SPEED DEMON IS A PERFORMANCE RECREATIONAL SAIL DESIGNED FOR THE REAL WORLD. THIS SAIL BALANCES SPEED, MANEUVERABILITY AND COMFORT TO PROVIDE THE BEST FLAT-WATER FUN WITH EASY GYBING, EFFORTLESS ROTATION AND QUICK ACCELERATION AND A SOLID LOCKED IN DRAFT. THE SPEED DEMON HAS BEEN UPGRADED FROM 2008 TO A TOUGHER MORE DURABLE SAIL WHILST STILL MAINTAINING THE BLISTERING SPEED, STABILITY AND EFFORTLESS HANDLING. THE LUFF CURVE AND MAST SLEEVE HAS BEEN FINELY TUNED AND THE SAIL FEATURES A NEW COMPACT ELLIPTICAL OUTLINE WITH CUT-AWAY CLEW. THE LEECH IS MADE FROM OUR NEW SX166 ULTRALIGHT X-PLY TO INCREASE DURABILITY WHILE REDUCING THE WEIGHT THEREBY IMPROVING SAIL HANDLING. ON THE WATER THE SAIL FEELS LIGHTER AND FASTER THAN EVER WITH PERFORMANCE THAT MATCHES MANY CAMBERED SAILS WITHOUT ALL THE HASSELS. RECREATIONAL SAILORS WILL ENJOY BETTER PERFORMANCE ON THIS SAIL THAN A FULLY CAMBERED RACE SAIL. IT IS VERY EASY TO RIG AND USES A TOUGH RDM MAST THAT WON'T SNAP IF YOU LOOK AT IT WRONG (THEY CAN ALSO BE RIGGED ON SDM). IT IS CAREFULLY DESIGNED TO BE DURABLE, LONG LASTING AND YET LIGHT.

SIZE	LUFF	BOOM	IDEAL MAST	# OF BATTENS//CAM	WEIGHT (LB)	WEIGHT (KG)	MSRP
5.0	417	165	400/26/19	7//0	9.46	4.30	\$505.00
5.5	427	174	400/26/19	7//0	10.12	4.60	\$520.00
6.0	440	181	430/27/23	7//0	10.56	4.80	\$535.00
6.6	468	191	460/26/26	7//0	11.22	5.10	\$550.00
7.3	480	203	460/26/26	7//0	11.66	5.30	\$565.00
8.0	500	207	490/25/28	7//0	12.54	5.70	\$580.00
8.8	526	216	490/25/28	7//0	13.20	6.00	\$595.00
9.7	530	229	490/25/28	7//0	14.08	6.40	\$605.00



PHOTO: DAVID BLYTH

MICROFIRE YOUTH POWER MICROFIRE YOUTH POWER MICROFIRE YOUTH POWER MICROFIRE YOUTH POWER

THE MICROFIRE FEATURES

- KIDS
- FOR ALL CONDITIONS
- SIZES 0.8 TO 3.8



TOP QUALITY CONSTRUCTION
 USING THE SAME MNX5 X-PLY AND HEAVY DUTY CONSTRUCTION AS THE ADULT FIRE THE MICRO FIRE IS TOUGH ENOUGH TO HANDLE ALL THAT YOUNG RIPPERS CAN THROW AT IT. THERE IS NO SKIMPING ON THIS SAIL AND IT HAS THE FULL QUALITY AND ATTENTION TO DETAIL AS OUR ADULT LINES.

EASY RIGGING
 THE LOW TENSION SAIL AND LOW FRICTION TACK PULLEY COMBINED WITH WELL MARKED BOOM AND EXTENSION MAKE RIGGING CHILDS PLAY!



SCALED FOR KIDS AGES 3 TO 12
 HIGH PERFORMANCE IN A SMALL PACKAGE. WE BELIEVE KIDS DESERVE A HIGH PERFORMANCE SAIL JUST AS MUCH AS ADULTS DO. THE CAREFULLY SCALED DESIGN DELIVERS THAT PERFORMANCE WITH GREAT HANDLING AND DYNAMICS.

WIDE RANGE OF RIDER HEIGHT
 THE LARGE BOOM CUT OUT AND TWIN GLEW BROWNETS PROVIDE RIGGING OPTIONS FOR A WIDE RANGE OF HEIGHTS ENSURING A COMFORTABLE SAILING POSITION.

THE MICRO FIRE IS A PERFORMANCE KIDS SAIL AVAILABLE IN BEGINNER/INTERMEDIATE AND ADVANCED VERSIONS.

THE MICRO FIRE HANDLES AND TWISTS LIKE A MINIATURE ADULT SAIL BRINGING PREVIOUSLY UNAVAILABLE PERFORMANCE TO KIDS SAILS. THE HANDLING IS VERY USER FRIENDLY AND ENCOURAGES KIDS TO CHALLENGE THEMSELVES. WINDSURFING IS NOW FUN AND EASY FOR KIDS WITH THIS PURPOSE DESIGNED EQUIPMENT.

YOUTH POWER RIG: THE MICRO FIRE AND MICRO FREAK COME WITH A COMPLETE RIG PACKAGE TO CREATE A PERFECTLY SCALED SAILING SYSTEM. OTHER SAIL SIZES CAN BE ADDED USING THE SAME RIG FOR THE PERFECT KID QUIVER. THERE ARE TWO DIFFERENT RIG SYSTEMS AVAILABLE. THE YOUTH POWER RIG SMALL IS FOR THE SMALL SIZES FROM 0.8 TO 2.6 AND IS DESIGNED FOR BEGINNER UP TO INTERMEDIATE KIDS. IT COMES WITH A SECTIONAL ALUMINUM MAST, SMALL DIAMETER BOOM AND EXTENSION ALL PACKAGED IN A CONVINIENT RIG BAG. THIS LIGHTWEIGHT RIG MAKES LEARNING TO WINDSURF EASY AND ACCESSIBLE TO CHILDREN AS YOUNG AS THREE YEARS OLD.

THE YOUTH POWER RIG LARGE IS A PERFORMANCE RIG FOR SIZES 2.8-3.2 FOR MORE ADVANCED SAILORS. THE RIG USES THE 310 HOT ROD FREE-WAVE MAST WHICH IS STRONG AND SOFT ALLOWING PROPER DYNAMIC PERFORMANCE. THE ADVANCED RIG PACKAGE CREATES A VERY DYNAMIC SAIL WITH A SOFT FEEL BUT INSTANT RESPONSE JUST LIKE AN ADULT SAIL.

SIZE	LUFF	BOOM	IDEAL MAST	# OF BATTENS	WEIGHT (LB)	WEIGHT (KG)	MSRP
0.8	151	85	YP* X 3	4	1.95	0.91	\$480.00
1.2	192	92	YP* X 4	4	2.20	1.05	\$500.00
1.6	209	99	YP* X 4	4	2.50	1.23	\$520.00
2.1	260	112	YP* X 5	4	3.30	1.59	\$530.00
2.6	279	129	YP* X 5	4	3.65	1.73	\$550.00
2.8	298	130	HOTROD 310	4	4.05	1.91	\$620.00
3.2	314	139	HOTROD 310	4	4.34	2.00	\$640.00
3.7	340	152	HOTROD 310	4	5.25	2.45	\$655.00



Youth Power
PHOTO: KRIS MILLER

MICROFREAK YOUTH POWER MICROFREAK YOUTH POWER MICROFREAK YOUTH POWER MICROFREAK YOUTH POWER MICROFREAK YOUTH POWER

THE MICRO FREAK IS A SOFT ALL DACRON KIDS SAIL AVAILABLE IN BEGINNER/ INTER-MEDIATE AND ADVANCED VERSIONS.

THE MICROFREAK FEATURES

- KIDS
- FOR ALL CONDITIONS
- ALL DACRON CONSTRUCTION
- SIZES 0.8 TO 3.8



COLOURFUL FUN SAILS
THE COLOURFUL DESIGNS ENSURE YOU CAN ALWAYS TELL WHERE YOUR KID IS. THE BRIGHT COLOURS ARE VISIBLE FROM GREAT DISTANCES AT WHICH FILM SAILS JUST DISAPPEAR. THE UNIQUE GRAPHIC DESIGNS "ALWAYS CHANGING" DIFFERENTIATE BETWEEN KIDS AND GIVE THEM THAT SPECIAL CUSTOM FEEL.

SCALE FOR KIDS AGES 3 TO 12
HIGH PERFORMANCE IN A SMALL PACKAGE. WE BELIEVE KIDS DESERVE A HIGH PERFORMANCE SAIL JUST AS MUCH AS ADULTS DO. THE CAREFULLY SCALED DESIGN DELIVERS THAT PERFORMANCE WITH GREAT HANDLING AND DYNAMICS.



SOFT LUFF
THE SOFT LUFF ALLOWS THE SAIL POWER TO BE VERY EASILY CONTROLLED. SHEETING OUT CAUSES THE SAIL TO "LUFF" AND COMPLETELY DE-POWERS. COMBINED WITH THE ALL DACRON CONSTRUCTION THIS MAKES THE SAIL VERY SOFT AND FORGIVING.

SUPERLIGHT WEIGHT
THE DACRON CONSTRUCTION IS VERY LIGHTWEIGHT YET VERY DURABLE. THE COMPLETE RIG'S LIGHT WEIGHT MAKES LEARNING MUCH EASIER AND LESS FRUSTRATING FOR YOUNG CHILDREN. THEY WILL STILL BE SMILING AND SAILING WHEN THEY WOULD HAVE GIVEN UP LONG AGO ON AN OLD HEAVY RIG.

THE MICRO FREAK'S DACRON CONSTRUCTION IS SUPER LIGHT AND VERY DURABLE. THIS MATERIAL CAN BE CRUSHED FOLDED AND WRINKLED WITHOUT BEING DAMAGED - PERFECT FOR BEGINNERS. THESE SAILS WILL LAST MANY YEARS AND CAN BE HANDED DOWN FROM ONE KID TO THE NEXT. WE USE OVERLAPPING PANELS TO MINIMIZE STRETCH AND CONTROL SAIL SHAPE WHILE KEEPING THE WEIGHT LOW. THE HANDLING IS VERY USER FRIENDLY AND ENCOURAGES KIDS TO CHALLENGE THEMSELVES.

YOUTH POWER RIG: THE MICRO FIRE AND MICRO FREAK COME WITH A COMPLETE RIG PACKAGE TO CREATE A PERFECTLY SCALED SAILING SYSTEM. OTHER SAIL SIZES CAN BE ADDED USING THE SAME RIG FOR THE PERFECT KID QUIVER. THERE ARE TWO DIFFERENT RIG SYSTEMS AVAILABLE.

THE YOUTH POWER RIG SMALL IS FOR THE SMALL SIZES FROM 0.8 TO 2.6 AND IS DESIGNED FOR BEGINNER UP TO INTERMEDIATE KIDS. IT COMES WITH A SECTIONAL ALUMINUM MAST, SMALL DIAMETER BOOM AND EXTENSION ALL PACKAGED IN A CONVENIENT RIG BAG. THIS LIGHTWEIGHT RIG MAKES LEARNING TO WINDSURF EASY AND ACCESSIBLE TO CHILDREN AS YOUNG AS THREE YEARS OLD.

THE YOUTH POWER RIG LARGE IS A PERFORMANCE RIG FOR SIZES 2.8-3.2 FOR MORE ADVANCED SAILORS. THE RIG USES THE 310 HOT ROD FREE-WAVE MAST WHICH IS STRONG AND SOFT ALLOWING PROPER DYNAMIC PERFORMANCE. THE ADVANCED RIG PACKAGE CREATES A VERY DYNAMIC SAIL WITH A SOFT FEEL BUT INSTANT RESPONSE JUST LIKE AN ADULT SAIL.

SIZE	LUFF	BOOM	IDEAL MAST	# OF BATTENS	WEIGHT (LB)	WEIGHT (KG)	MSRP
0.8	150	89	YP* X 3	4	2.00	0.91	\$430.00
1.2	191	92	YP* X 4	4	2.30	1.05	\$445.00
1.6	209	103	YP* X 4	4	2.70	1.23	\$470.00
2.1	259	120	YP* X 5	4	3.50	1.59	\$500.00
2.6	290	129	YP* X 5	4	3.80	1.73	\$515.00
2.8	310	128	HOTROD 310	4	4.20	1.91	\$580.00
3.2	310	134	HOTROD 310	4	4.40	2.00	\$595.00
3.7	340	152	HOTROD 310	4	5.40	2.45	\$610.00



PHOTO: RAY MANGAN.COM

SUPERMODEL PLAYMATE SUPERMODEL PLAYMATE SUPERMODEL PLAYMATE SUPERMODEL PLAYMATE SUPER-

SUPERMODEL CARBON

PLAYMATE CARBON

PLAYMATE ALLOY

PLAYMATE LIGHT ALLOY

OUR BOOM RANGE FEATURES

MONOCOQUE CONST.

ONE PIECE MONOCOQUE TUBE OR ONE PIECE MONOCOQUE CARBON CONSTRUCTION. PROVIDES A SUPER STIFF DIRECT CONNECTION TO YOUR SAIL.



BRASS LOCKING PINS

THE BOOMS ARE ADJUSTED WITH DOUBLE LOCKING PINS MADE OF CORROSION RESISTANT BRASS. GUARANTEED NOT TO SLIP, FAIL OR GET STUCK.



UNIVERSAL CLAMP

UNIVERSAL FITTING BOOM CLAMP FITS BOTH RDM AND STANDARD DIAMETER MASTS WITHOUT THE USE OF A SHIM.



LENGTH ADJ. GUIDE

ACTUAL GRADUATED (TOTAL-BOOM) LENGTH MARKINGS WHICH RESULTS IN SUPER SIMPLE BOOM ADJUSTMENT.



HOT SAILS MAUI'S DETAILED APPROACH TO PRODUCT DESIGN HAS NOW BEEN APPLIED TO PRODUCE A FULL LINE OF BOOMS. WE OFFER A RANGE OF FOUR BOOMS - THE SUPERMODEL, PLAYMATE CARBON, PLAYMATE ALLOY AND THE PLAYMATE LIGHT.

THE SUPERMODEL HAS A VERY STIFF CARBON MONOCOQUE CONSTRUCTION WITH A UNIQUE SHAPE. THE SPECIAL NARROW CURVE OF THE SUPERMODEL BOOM IS DESIGNED TO KEEP THE SAILOR CLOSE TO THE SAIL IN A NATURAL COMFORTABLE POSITION IDEAL FOR WAVE RIDING. NO OTHER BOOM RIDES LIKE THE SUPERMODEL WITH ALL THE RIGHT CURVES IN THE RIGHT PLACES. USING THE SUPERMODEL YOU WILL FIND THE UPRIGHT STANCE AND COMFORTABLE HAND POSITIONS ARE A REVELATION AND FEEL NATURAL.

THE PLAYMATE FAMILY OF BOOMS, CONSISTS OF A TRADITIONAL WAVE SHAPE AVAILABLE IN THREE CONSTRUCTIONS. THE PLAYMATE MONOCOQUE CARBON IS INSANELY STIFF AND VERY STRONG - THE FIRST CHOICE FOR AGGRESSIVE WAVE SAILORS. THIS BOOM IS SUPER STRONG AND HAS 4 YEARS OF DEVELOPMENT AND TESTING UNDER ITS BELT BEFORE IT WAS EVEN RELEASED TO THE PUBLIC. THE CONVENTIONAL BEND IS BUILT, AS A ONE-PART MONOCOQUE CARBON UNIT WITH A SRP OF \$549.00, WHICH IS A GOOD VALUE ESPECIALLY WHEN YOU TAKE INTO ACCOUNT THE 55CM OF AVAILABLE ADJUSTMENT. THE SAME BOOM IS OFFERED IN A MONOCOQUE ALUMINUM CONSTRUCTION WHICH IS AS STIFF AS A CONVENTIONAL CARBON BOOM AT A VERY ATTRACTIVE PRICE. THIS ONE-PIECE ALUMINUM BOOM IS TREMENDOUSLY STIFF AND CORROSION RESISTANT WITH NO HOLES DRILLED ANYWHERE NEAR THE HEAD OF THE BOOM. THE FRONT 15% OF THE ALLOY BOOM IS DOUBLE-LAYERED FOR ADDED STRENGTH. AT A VERY REASONABLE SUGGESTED RETAIL PRICE OF 249.00 USD THE PLAYMATE ALLOY FITS THE NEEDS OF THE MAJORITY OF WINDSURFERS. THE PLAYMATE LITE IS SPECIALLY DESIGNED FOR WOMEN AND KIDS. IT IS ONE OF THE LIGHTEST BOOMS AVAILABLE WITH A SUPER NARROW GRIP PERFECT FOR SMALLER HANDS. AT ABOUT 4LBS, IT BLOWS AWAY ANY CARBON BOOM ON THE MARKET.

MODEL	ADJUSTMENT (CM)	GRIP (DIAMETER)	WAVE	CROSSOVER	FLATWATER	KIDS	WEIGHT (LB)	WEIGHT (KG)	MSRP
SUPERMODEL	145-201	29MM	X	X			4lbs 6oz	1.98	\$559.00
PLAYMATE CARBON	140-200	29MM	X	X	X		4lbs 14oz	2.21	\$529.00
PLAYMATE ALLOY	140-200	29MM	X	X	X		5lbs 7oz	2.47	\$249.00
PLAYMATE LIGHT	130-180	25MM			X	X	4lbs 10z	1.84	\$129.00



HOTSAILS SAVALLE



HOT SAIS MEUI



PHOTO: RAY MANGAN.COM



TROD BIGWAVE HOTROD BIGWAVE HOTROD BIGWAVE HOTROD

THE BIG WAVE FEATURES

PREGROUND FERREL

THE MAST JOINT IS PRECISION BROWN TO VERY HIGH TOLERANCE TO ENSURE A SNUG FIT. THIS MEANS NO SAND CAN GET IN THE GAP, AND THEREFORE NO STUCK MAST JOINTS. THE TIGHT TOLERANCE ALSO ENSURES A SMOOTH CURVE WITH NO KINKS THAT REDUCE PERFORMANCE.



PADDED MAST BAG

EACH MAST IS SUPPLIED WITH A COLOR CODED DURABLE PADDED MAST BAG FOR CONVENIENT STORAGE. WE BELIEVE WINDSURFING SHOULD BE EASY AND UNCOMPLICATED AND OUR MASTS AND MAST BAGS ARE COLOR CODED FOR LENGTH SO YOU WILL ALWAYS GRAB THE RIGHT MAST.



BOOM SHIM

OUR MASTS COME WITH A HIGH QUALITY BOOM SHIM THAT IS DESIGNED TO ADAPT TO ALMOST EVERY BRAND-NAME BOOM. THE SHIM NOT ONLY ENSURES A SECURE CONNECTION BETWEEN THE MAST AND THE BOOM BUT ALSO EXTENDS THE LIFE OF THE MAST BY REDUCING THE AMOUNT OF FATIGUE ON THE MAST AND SAILOR.



PREPREG CONSTRUCTION

MANUFACTURED USING PRE-PREG CARBON FIBRE IN A 'ROLL-WRAPPING' PROCESS TO PRODUCE MASTS OF THE HIGHEST POSSIBLE STANDARD. THE UNIQUE PRESSURE WRAPPING SYSTEM, DEVELOPED AFTER YEARS OF EXHAUSTIVE R&D, ENSURES HI-TECH COMPOSITE TUBING OF THE ULTIMATE IN STRENGTH AND STIFFNESS-TO-WEIGHT RATIOS.



THE MAST IS THE HEART OF THE RIG. THE WRONG MAST CAN RUIN THE PERFORMANCE OF A GOOD SAIL, OR END YOUR DAY WITH A LONG SWIM. WE DESIGNED OUR MAST WITH THE INTENT TO MAXIMIZE DURABILITY, QUALITY AND PERFORMANCE. AFTER ALL, THE BEST SAILS DESERVE THE BEST MASTS. THE NEW HSM MAST HAS BEEN DEVELOPED IN PARTNERSHIP WITH KILWELL FIBRETUBE, A WORLD LEADER IN TUBULAR COMPOSITES SINCE 1968.

SEASONED VETERANS WILL REMEMBER WHEN THE ONLY MAST TO USE IN HEAVY HAWAIIAN CONDITIONS WAS THE KILWELL AND THE AMPRO. IT PROVED TO BE THE STRONGEST AND MOST DURABLE MAST, AND THE ONLY ONE THAT COULD TAKE A LICKING AT BACKYARDS.

IT'S BEEN A WHILE, BUT WE'VE BROUGHT THEM BACK RE-ENGINEERED WITH THE LATEST TECHNOLOGY! WE MANUFACTURE OUR REDUCED DIAMETER MASTS USING PRE-PREG CARBON FIBRE IN A 'ROLL-WRAPPING' PROCESS TO PRODUCE MASTS OF THE HIGHEST POSSIBLE STANDARD. KILWELL'S UNIQUE PRESSURE WRAPPING SYSTEM, DEVELOPED AFTER YEARS OF EXHAUSTIVE R&D, ENSURES HI-TECH COMPOSITE TUBING OF THE ULTIMATE IN STRENGTH AND STIFFNESS-TO-WEIGHT RATIOS. THIS MAST WAS DESIGNED AND BUILT TO OUR SPECIFICATIONS WITH A BLEND OF HI-TECH AND HAND MADE CRAFTSMANSHIP. THE MAST DIAMETER HAS BEEN CAREFULLY ENGINEERED TO OPTIMIZE THE PROPERTIES OF CARBON FIBRE, AND THE MAST BEND IS DESIGNED TO GET THE MAXIMUM PERFORMANCE FROM THE SAIL. THE STIFF LOWER SECTION OF THE MAST HELPS TO GENERATE POWER AND STABILITY, WHILST THE SOFTER TIP SECTION GIVES MAXIMUM CONTROL AND COMFORT.

SIZE	LENGTH (FEET)	STIFFNESS (MCS)	STIFFNESS (IMCS)	CURVE %		WEIGHT (LB)	WEIGHT (kg)	MSRP
				BASE	TIP			
340	11'2"	24	13	65	80	3.8	1.2	\$370.00
370	12'2"	25	16	65	80	3.0	1.3	\$400.00
400	13'2"	26	19	65	79	3.6	1.6	\$430.00
430	14'1"	27	23	65	79	4.2	1.9	\$460.00
460	15'1"	26	26	65	78	4.8	2.2	\$490.00
490	16'1"	25	28	65	78	5.2	2.3	\$555.00



PHOTO: RAY MANGAN.COM

HOTROD FREEWAVE HOTROD FREEWAVE HOTROD FREEWAVE

THE FREEWAVE FEATURES

PREGROUND FERREL

THE MAST JOINT IS PRECISION GROUND TO VERY HIGH TOLERANCE TO ENSURE A SNUG FIT. THIS MEANS NO SAND CAN GET IN THE GAP, AND THEREFORE NO STUCK MAST JOINTS. THE TIGHT TOLERANCE ALSO ENSURES A SMOOTH CURVE WITH NO KINKS THAT REDUCE PERFORMANCE.



PADDED MAST BAG

EACH MAST IS SUPPLIED WITH A COLOR CODED DURABLE PADDED MAST BAG FOR CONVENIENT STORAGE. WE BELIEVE WINDSURFING SHOULD BE EASY AND UNCOMPLICATED AND OUR MASTS AND MAST BAGS ARE COLOR CODED FOR LENGTH SO YOU WILL ALWAYS GRAB THE RIGHT MAST.



BOOM SHIM

OUR MASTS COME WITH A HIGH QUALITY BOOM SHIM THAT IS DESIGNED TO ADAPT TO ALMOST EVERY BRAND-NAME BOOM. THE SHIM NOT ONLY ENSURES A SECURE CONNECTION BETWEEN THE MAST AND THE BOOM BUT ALSO EXTENDS THE LIFE OF THE MAST BY REDUCING THE AMOUNT OF FATIGUE ON THE MAST AND SAILOR.



PREPREG CONSTRUCTION

MANUFACTURED USING PRE-PREG CARBON FIBRE IN A 'ROLL-WRAPPING' PROCESS TO PRODUCE MASTS OF THE HIGHEST POSSIBLE STANDARD. THE UNIQUE PRESSURE WRAPPING SYSTEM, DEVELOPED AFTER YEARS OF EXHAUSTIVE R&D, ENSURES HI-TECH COMPOSITE TUBING OF THE ULTIMATE IN STRENGTH AND STIFFNESS-TO-WEIGHT RATIOS.



THE NEW HSM FREE WAVE MAST HAS BEEN DEVELOPED AS A LOWER COST ALTERNATIVE TO THE HOT ROD BIG WAVE MAST. THE MAST USES A LOWER CARBON CONTENT TO SIGNIFICANTLY REDUCE THE PRICE WHILE STILL DELIVERING TOP NOTCH PERFORMANCE. MORE GLASS IS USED IN PLACE OF THE CARBON WHICH RESULTS IN GREAT DURABILITY WITH ONLY A SMALL WEIGHT PENALTY. THE FREE WAVE IS AVAILABLE IN SIZES FROM 310 TO 430CM AND IS AN IDEAL MAST FOR WAVE AND CROSSOVER SAILS.

WE MANUFACTURE OUR REDUCED DIAMETER MASTS USING PRE-PREG CARBON FIBRE AND GLASS FIBRE IN A 'ROLL-WRAPPING' PROCESS TO PRODUCE MASTS OF THE HIGHEST POSSIBLE STANDARD. KILWELL'S UNIQUE PRESSURE WRAPPING SYSTEM, DEVELOPED AFTER YEARS OF EXHAUSTIVE R&D, ENSURES HI-TECH COMPOSITE TUBING OF THE ULTIMATE IN STRENGTH AND STIFFNESS-TO-WEIGHT RATIOS.

THIS MAST WAS DESIGNED AND BUILT TO OUR SPECIFICATIONS WITH A BLEND OF HI-TECH AND HAND MADE CRAFTSMANSHIP. THE MAST DIAMETER HAS BEEN CAREFULLY ENGINEERED TO OPTIMIZE THE PROPERTIES OF CARBON FIBRE, AND THE MAST BEND IS DESIGNED TO GET THE MAXIMUM PERFORMANCE FROM THE SAIL. THE STIFF LOWER SECTION OF THE MAST HELPS TO GENERATE POWER AND STABILITY, WHILST THE SOFTER TIP SECTION GIVES MAXIMUM CONTROL AND COMFORT. EACH MAST SIZE HAS BEEN INDIVIDUALLY CUSTOMIZED FOR THE OPTIMUM STIFFNESS AND CURVE. THE RESULT CAN BE FELT AS A LIGHT AND HIGHLY RESPONSIVE RIG WITH MORE POWER AND MORE CONTROL, WITH A RELIABILITY YOU CAN COUNT ON.

SIZE	LENGTH (FEET)	STIFFNESS (MCS)	STIFFNESS (IMCS)	CURVE %		WEIGHT (LB)	WEIGHT (KG)	MSRP
				BASE	TIP			
310	10'2"	23	12	65	80	2.9	1.3	\$240.00
340	11'2"	24	13	65	80	3.4	1.6	\$270.00
370	12'2"	25	16	65	79	3.8	1.7	\$300.00
400	13'2"	26	19	65	79	4.6	2.1	\$330.00
430	14'1"	25	21	65	78	5.2	2.3	\$360.00

*Maui Born, Global Design
since 1985*

BOARD BAG

(L: 255cm / W: 58cm)
260cm x 70cm.

HIGH QUALITY BOARD BAG, PERFECT FOR TRAVELING AND PROTECTING YOUR GEAR. PADDED WITH 7 MM FOAM. TAIL AND NOSE BLOCKS 14MM. TAIL AND SIDE HANDLES. NOSE LOOP. ALL PLASTIC ZIPPERING CORROSION. RAIL PADS IN ZIPPER AREA. ZIPPER FIN OPENING WITH PAD.

WAIST HARNESS

TRIMMED IN REAL SAILMAKER'S LEATHER, THIS IS ONE OF THE ONLY "SOFT" HARNESSES AVAILABLE ON THE MARKET TODAY. SIZED TO ERGONOMICALLY FIT MEN, WOMEN AND YOUNG. THE WAIST HARNESS IS DESIGNED FOR EXCEPTIONAL BACK SUPPORT WITH DOUBLE VELCRO WAIST TENSION STRAPS AND A COMFORTABLE CONFORMING FIT. TWO STIFF INTERNAL BATTENS PROVIDE A PERFECT SUPPORT MEMBRANE. THE INTERIOR OF THE HARNESS IS LINED WITH A FLEECY SOFT MATERIAL DESIGNED TO PROVIDE HOURS OF RASH FREE PERFORMANCE. INCLUDES STAINLESS STEEL BUCKLE, AND SS BAR.

WAIST HARNESS

SIZE MENS	WAIST INCHES	PRICE
JR.SM	17	\$79.00
JR.M	20	\$79.00
JR.LG	23	\$79.00
XS	26	\$98.00
S	29	\$98.00
M	32	\$98.00
L	35	\$98.00
XL	38	\$98.00

SEAT HARNESS

2009 REDESIGNED SEAT HARNESS WITH ANTI-CHAFE PATCH. PROVIDES FLEXIBLE FULL BACK SUPPORT. INCLUDES STAINLESS STEEL BUCKLE AND SPREADER BAR. TWO INTERNAL BATTENS PROVIDE ULTRA SUPPORT. SAIL MAKERS LEATHER PANELS PROTECT HIGH WEAR AREAS. OUR HARNESSES FEATURE SECURE KEY POCKET, LOAD EQUALIZING PATCHES, INDEPENDENT INTERNAL AND EXTERNAL COMFORT SECURE BELTS AND A CONFORMING FIT WHICH MOLDS TO YOUR BODIES UNIQUE SHAPE

SEAT HARNESS

SIZE MENS	WAIST INCHES	PRICE
XS	26	\$109.00
S	29	\$109.00
M	32	\$109.00
L	35	\$109.00
XL	38	\$109.00

FOOTSTRAPS

NEOPRENE COMFORT FOOT STRAPS DESIGNED TO PROVIDE A COMFORTABLE SECURE FIT THAT WILL NOT DAMAGE THE TOP SURFACE OF YOUR FOOT. TOP OUTER LAYER IN UV STABLE POLYESTER EXTEND FOOT STRAP LIFE. INNER REINFORCING IS VERY STIFF, AND WELL COVERED TO PROTECT FOOT EVEN AFTER 100S OF USES. SOLD BY PIECE, NOT PAIR.

HARNESS LINES

HOT SAILS MAUI FIXED HARNESS LINES SIMPLY BLOW OTHER BRANDS AWAY. OWNER JEFFREY HENDERSON HAS BEEN WATCHING HARNESS LINES FALL APART FOR 20 YEARS AND SET HIS MIND TO MAKING THE BEST. BUILT WITH HUGE 2-MM WALL THICKNESS HIGHEST QUALITY URETHANE TUBING, AND THE UNIQUE ADDITION OF A 250LBS BREAK STRENGTH SPECTRA SAFETY LINE THAT GETS YOU BACK TO THE BEACH NO MATTER WHAT. THE VELCRO WRAP IS TOPPED WITH OUR REAL LEATHER CHAFE THAT IS IMPERVIOUS TO UV AND VERY GOOD ON WEAR AND TEAR. AVAILABLE 18INCH (45CM) TO 36INCH (90CM) ADJUSTABLE LINES NOW AVAILABLE. 22-28 INCH (55-70CM)

QUIVER BAG

EXPANDING QUIVER BAG (175CM/205CM/235CM QUIVER BAG THAT WILL FIT 5-6 SAILS. EXPANDS TO FIT BIG SLALOM SAILS, SHORTENS FOR YOUR WAVE QUIVER. MINIMUM LENGTH IS 175CM, AND ZIPS OPENS ON EACH END ADDING 30CM OF LENGTH WITH EACH ZIP. INSTEAD OF WHEELS, WE WENT MORE PRACTICAL AND ADDED LARGE SKID PADS THAT RUN THE FULL LENGTH OF THE BOTTOM OF THE BAG. ALL PLASTIC ZIPPERS PREVENT CORROSION PROBLEMS.

HOT SAIS MAUI



BUILT TO HANDLE BUILT TO HANDLE



PALMTEE

MEN'S 100% COTTON KNITTED JERSEY T-SHIRT. SHORT SLEEVE, RIB COLLAR, SELF FABRIC BINDING AT BACK NECK SEAM. 2-COLOR PRINTS AT THE RIGHT FRONT AND BACK LEFT SHOULDER. MID-WEIGHT APPROX. 165G EUROPEAN FIT SCREEN-PRINTED SIZE LABEL ON INSIDE COLLAR
SIZES: S, M, L, XL

HOTCAPS

BASEBALL STYLE 100% COTTON HEAVY BRUSH DOTTON TWILL 6 PANELS WITH STRONG FULL FRONT INTERLINING WITH 1 COLOR PRINTING SANDWICH PEAK - HOT SAIS MAUI 7 HOLES PLASTIC STRAP FLAT EMBROIDERY LOGO ONE SIZE FITS ALL



TEESPECS

SIZE//SPECS	SMALL (CM)	MEDIUM (CM)	LARGE (CM)	X-LARGE (CM)
CHEST CIRCUMFERENCE	102	107	112	117
LENGTH	73	74	75	76.5
ARMHOLE	48	50	52	54
SLEEVE LENGTH	18	18.5	19	19.5
SLEEVE OPENING	32	33.5	35	36.5

CLASSICTEE

MEN'S 100% COTTON KNITTED JERSEY T-SHIRT. SHORT SLEEVE, RIB COLLAR, SELF FABRIC BINDING AT BACK NECK SEAM. 2-COLOR PRINTS AT THE CENTER FRONT AND BACK NECK. MID-WEIGHT APPROX. 180G EUROPEAN FIT SCREEN-PRINTED SIZE LABEL ON INSIDE COLLAR
SIZES: S, M, L, XL



© HOT SAILS MAUI 2009 ALL RIGHTS RESERVED.
DESIGNED BY EH DESIGNING COMPANY INC. (WWW.EHTEAMINC.COM)